


We aim to enable and encourage all those connected with Pendock school to be the best that we can be. By living out our Pride in Pendock values, we strive to inspire children, parents, staff and our wider community to fulfil their potential and enjoy life in all its fullness.

Headline Data 2024-2025



EYFS Data – 3 children, 3 girls, - *figures in brackets are 2023-24 data*

	Emerging	Expected	Girls expected	Boys expected
Comprehension	0% (25%)	100% (75%)	100% (75%)	N/a (100%)
Word reading	0% (25%)	100% (75%)	100% (75%)	N/a (100%)
Writing	0% (25%)	100% (75%)	100% (75%)	N/a (100%)
Number	0% (25%)	100% (75%)	100% (75%)	N/a (100%)
Numerical patterns	0% (25%)	100% (75%)	100% (75%)	N/a (100%)

Good level of Development – **100%**

2023-24 GLD 75%

National 2023-24

GLD – 66%

Y1 - Phonic Screening – 5 children, 2 boys, 3 girls, 1SEND

4/5 children passed **80%**

67% girls passed

100% boys passed

100% non-SEND passed

2023-24 Phonic
Screening

67%

National 2023-24

80%

Progress in the 1 child who didn't pass is evident throughout the year but they didn't meet the threshold for the check

Y2 – Phonic Screening – those children who didn't pass in Y1 – 2 children, 2 boys, 1 SEND , 1 EHCP

2 children passed **100%**

N/a% girls passed

100% boys passed

100% non-SEND passed

2022-23 Phonic
Screening

50% passed

Y2 Teacher Assessment – 10 children, 7 girls, 3 boys, 3 SEND, 1 EHCP – *figures in brackets are 2022-23 data*

	Working Towards Standard	Working at Standard or above	Working at Greater Depth	Girls working at Standard or above	Boys working at Standard or above	SEND working at Standard	Non-SEND working at Standard
Reading	20% (20%)	80% (80%)	40% (0%)	86%	66%	33%	100%
Writing	40% (20%)	60% (80%)	0% (0%)	57%	33%	0%	71%
Maths	10% (20%)	90% (80%)	10% (0%)	100%	66%	66%	100%

Combined RWM expected and above – 60% (80%)

National 2023-23 Y2 data (the last year it was collated due to KS1 assessment being optional)

- Reading expected – 68%
- Writing expected – 60%
- Maths expected – 70%

Y4 Multiplication Check –7 children – 2 girls – 5 boys – 3 EHCP – 1 flexi-school - *figures in brackets are 2023-24 data*

Score range	Number of children
Working below	1
0-5	0
6-10	1 (2)
11-15	3 (3)
16-20	1
21-25	1

<p>National 2023-24</p> <p>Average score – 20/25</p> <p>34% of children scored 25</p>
--

Average score – 14/25 (16/25)

Boys average score – 15/25 (15/25)

Girls average score – 11 /25 (18/25)

SEND average score – 9/25 (17/25)

Y6 Teacher Assessment – 7 children, 5 girls, 2 boys, 3 SEND, 2 EHCPs's - figures in brackets are 2023-24 data

	Working towards Standard	Working at Standard or above	Working at Greater Depth	Girls working at Standard and above	Boys working at Standard and above	SEND working at Standard and above	Non-SEND working at Standard and above
Reading	58% (50%)	43% (50%)	14% (12.5%)	40%	50%	0%	75%
Writing	86% (75%)	14% (25%)	0% (0%)	20%	0%	0%	25%
Maths	57% (50%)	43% (50%)	0% (25%)	40%	50%	0%	75%
Science	43%	57%	N/a	60%	50%	0%	100%

Combined reading, writing and maths expected and above – 14% (25%)

Y6 SATS Results – 8 children, 4 girls, 4 boys, 5 SEND, 3 EHCPs's - figures in brackets are 2022-23 data

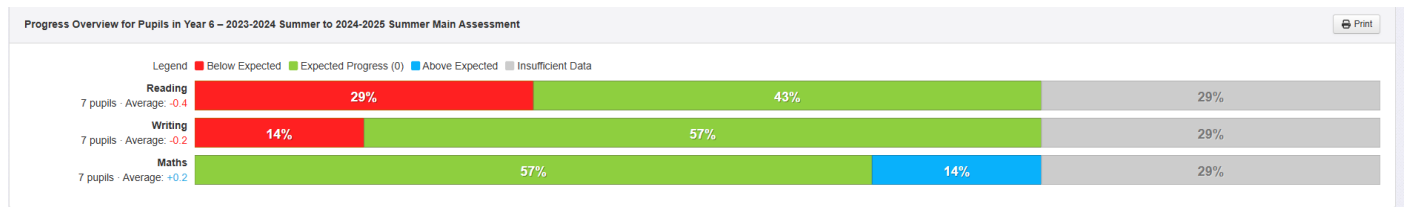
	Working towards Standard	Working at Standard or above	Working at Greater Depth	Girls working at Standard and above	Boys working at Standard and above	SEND working at Standard and above	Non-SEND working at Standard and above
Reading	57%(62.5%)	43%(37.5%)	14%(12.5%)	40%	50%	0%	75%
SPAG	29% (75%)	71% (25%)	14% (13%)	80%	50%	33%	100%
Maths	57%(87.5%)	43%(12.5%)	0% (0%)	40%	50%	0%	75%

Combined reading, SPAG and maths expected and above – 43% (13% last year)

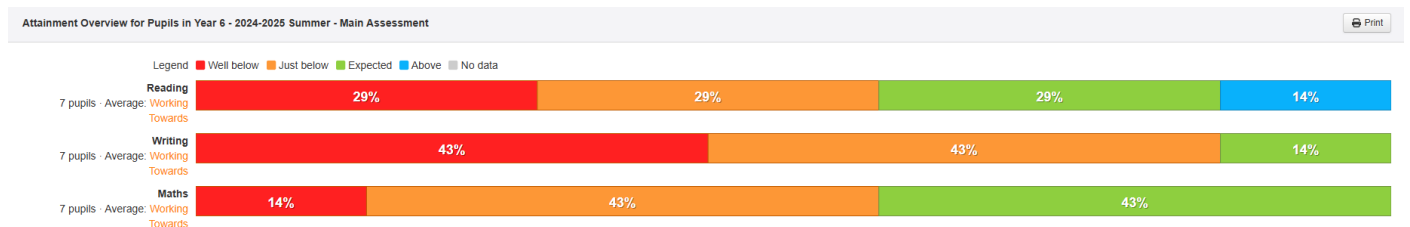
Combined reading, SPAG and maths greater depth – 0% (0% last year)

Y6 data

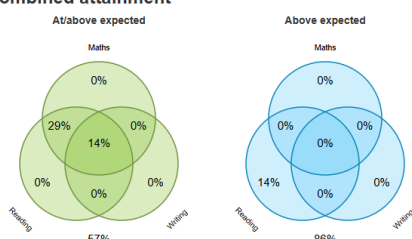
Progress



Attainment

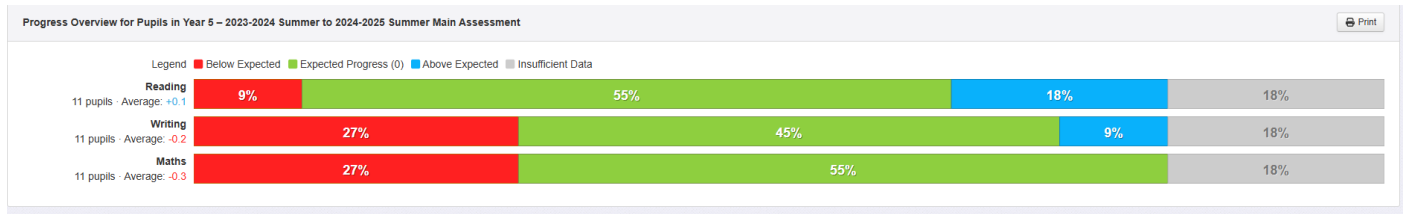


Combined attainment

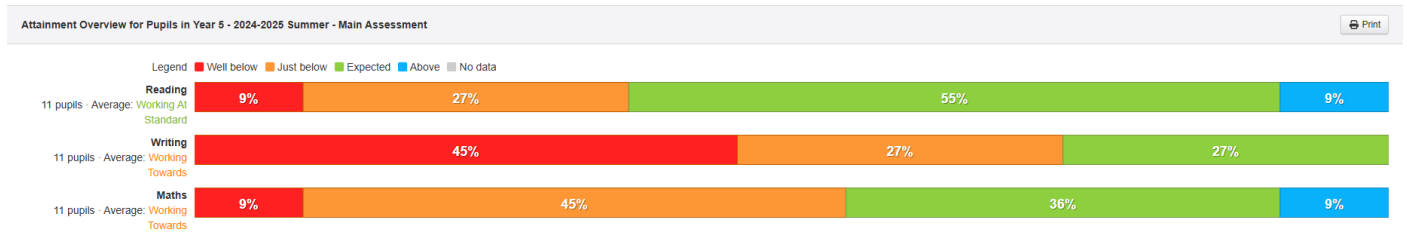


Y5 data

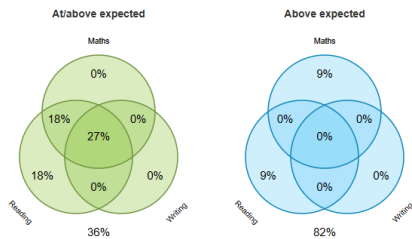
Progress



Attainment

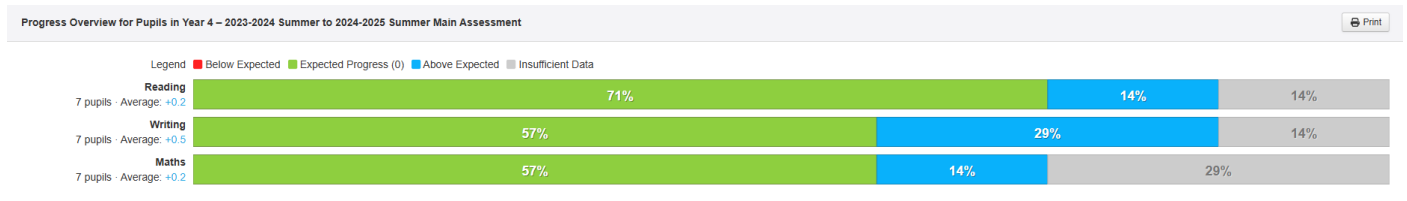


Combined attainment

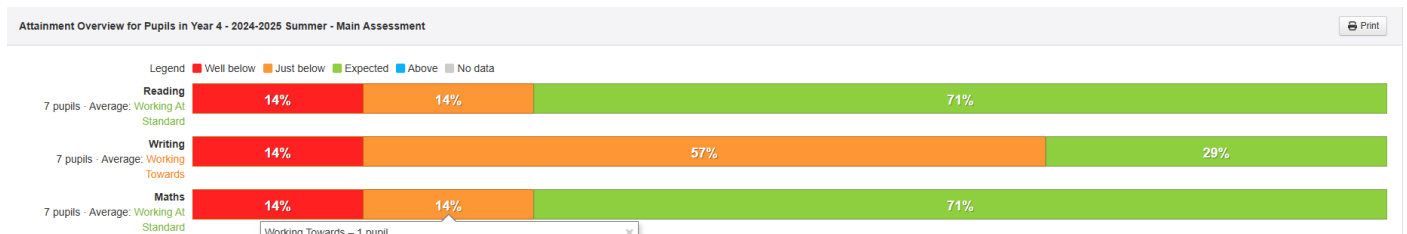


Y4 data

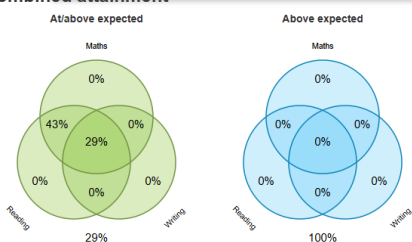
Progress



Attainment



Combined attainment



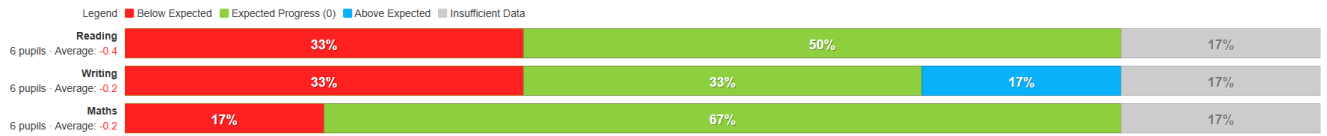
Working Towards – 1 pupil
 Boylan, Eliza
 Working Towards

Y3 data

Progress

Progress Overview for Pupils in Year 3 – 2023-2024 Summer to 2024-2025 Summer Main Assessment

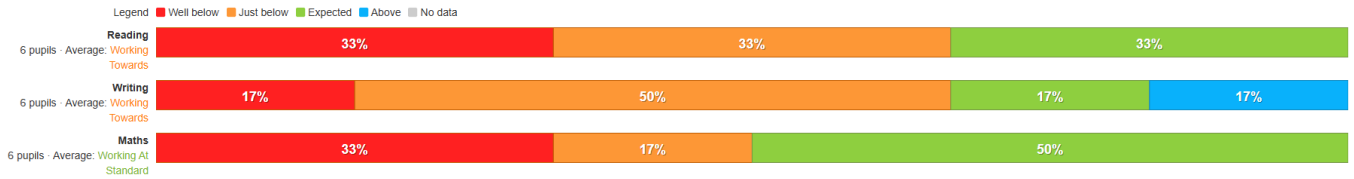
Print



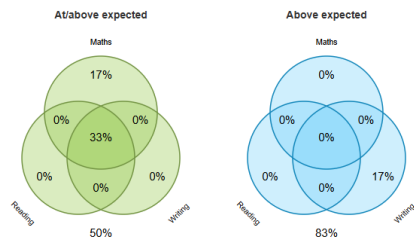
Attainment

Attainment Overview for Pupils in Year 3 - 2024-2025 Summer - Main Assessment

Print



Combined attainment

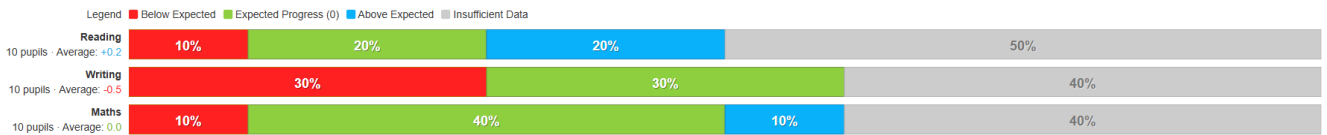


Y2 data

Progress

Progress Overview for Pupils in Year 2 – 2020-2024 Summer to 2024-2025 Summer Main Assessment

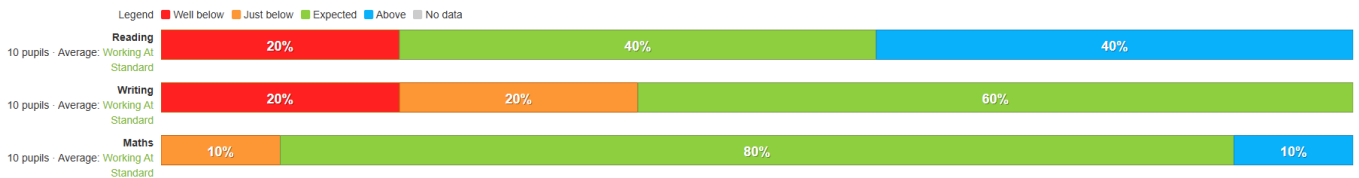
Print



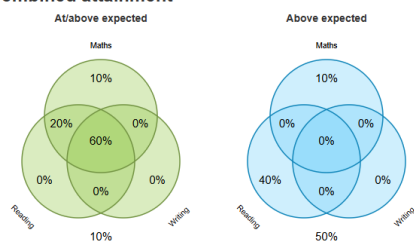
Attainment

Attainment Overview for Pupils in Year 2 - 2024-2025 Summer - Main Assessment

Print



Combined attainment



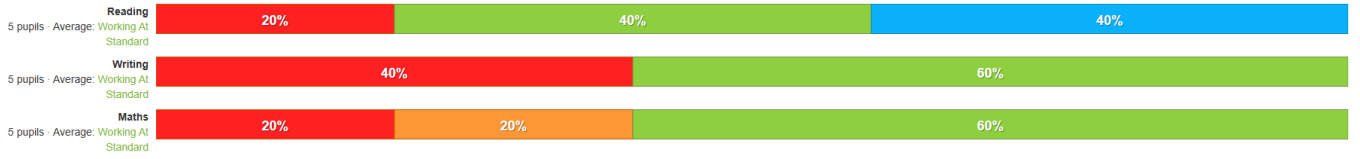
Y1 data

Attainment

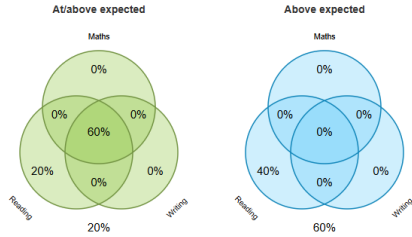
Attainment Overview for Pupils in Year 1 - 2024-2025 Summer - Main Assessment

Print

Legend Well below Just below Expected Above No data



Combined attainment




EYFS

Attainment

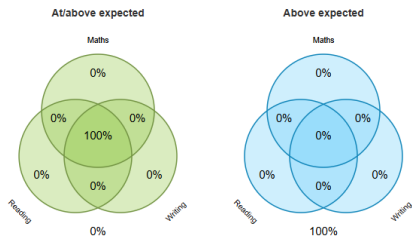
Attainment Overview for Pupils in Reception - 2024-2025 Summer

Print

Legend Well below Just below Expected Above No data



Combined attainment



Attainment Overview for Pupils in Reception - 2024-2025 Summer

Print

Legend Well below Just below Expected Above No data

